



# AMATA

Home Lift

WARRANTY

5  
YEAR

# InDomo®

the versatile mini lift





## Suitable for intensive use

Thanks to its hydraulic drive, InDomo ensures safety and reliability even in high-traffic areas.

## 5-year warranty

The only one in Italy to offer such an extended warranty as standard.

Peace of mind, with the certainty of having a safe and reliable product in your home, built to last.



## High performance

Designed for challenging installations in terms of height, car size, and load capacity – with up to 3 automatic accesses and the widest range of possible configurations.

# InDomo®

## Created for the most complex requirements

**InDomo®** is suitable for any shaft and installation type, even the most complex. It reaches the highest travel height, the largest car size, and the highest load capacity.

Perfect for the most demanding, both in terms of performance and aesthetics, as it is the most customizable and adaptable.



A modern, multi-level office interior. The top level features a lounge area with a light-colored sofa and a wooden table. The middle level has a conference room with a long white table and black chairs. The bottom level is a large open-plan office with a wooden floor, a white sofa, and a large potted tree. Large windows provide a view of a city skyline. The text 'InDomo' is overlaid on the top left.

# InDomo®

## Maximum safety and reliability

Thanks to the integrated remote monitoring system 'Senti' is always running at peak efficiency. This means no unexpected cost-effective maintenance.



## Silent


Thanks to the hydraulic drive, **InDomo**® operates silently: nothing will disturb your focus..

y

ntinel', we can constantly check that your homelift  
expected breakdowns and faster, simpler, and more

# InDomo®



A modern living room featuring a white InDomo glass and aluminum enclosure. The room has a wooden floor, a round wooden coffee table with a tray of books and vases, and a wall-mounted TV unit with a large screen. The InDomo enclosure is a multi-story structure with glass panels and white frames, providing a secure and stylish living space. The text is overlaid on a dark semi-transparent background in the center of the image.

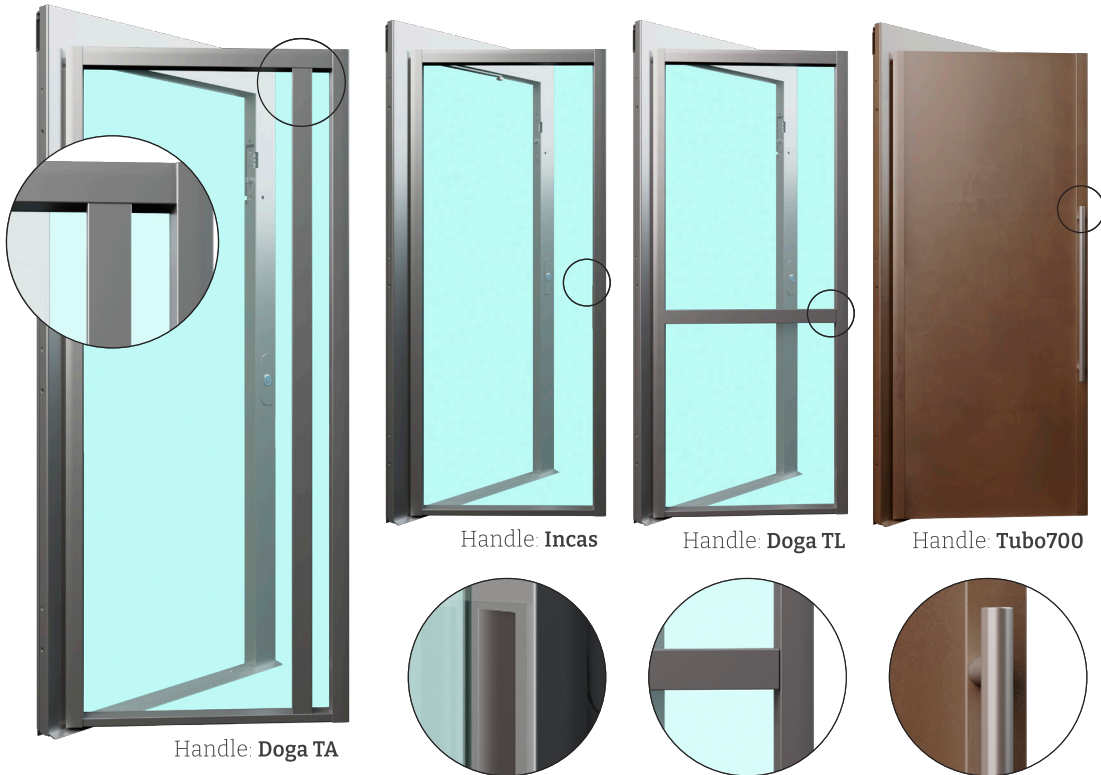
**InDomo**® is the perfect blend of reliability and sturdiness — a little daily luxury combined with safety, for your peace of mind.

# InDomo®

## doors and accessories

### Slim

Landing door - STD (for indoor and outdoor use)



- Manual**
- Automated** (OPT)
- Single-leaf swing door**
- Glazed GL** (STD)
- Blind BL** (OPT)
- Materials**
- Aluminium
- Finishes**
- Natural anodised
- RAL powder coating

Slim is a minimalistic door with elegant, clean lines; perfect for any environment, it will enhance the essence of shapes.

### Telescopic

Landing and car door - OPT (indoor and outdoor)



- Automatic**
- Sliding**
- Telescopic**
- Blind BL** (STD)
- Glazed GL** (OPT)
- Materials**
- Scotch Brite S.S.
- Mirrored S.S.
- Sheet metal
- RAL powder coating
- Decorated S.S. (p.11)

Compact and built to last, it offers outstanding comfort and safety — ideal for settings where smooth, effortless access is essential.

### MyDomo

Landing door - OPT (for indoors only)



- Automatic**
- Double-leaf swing door**
- Glazed GL** (STD)
- Blind BL** (OPT)
- Materials**
- Aluminium
- Finishes**
- Natural anodised
- RAL powder coating

Elegant and versatile, perfect for upscale and residential settings. It provides great comfort and accessibility thanks to its integrated motorisation.

# InDomo® car and accessories



**1 Counter-ceiling**

**2 Mirror**  
500x2000H

**3 Display**

**4 Operation panel**

**5 Handrail**

**6 Profiles**

**7 Walls**

**8 Floor**


## Counter-ceiling



**Contour**  
LED strip  
(STD)



**Cut**  
LED strip  
(OPT)



**Window**  
LED panel  
(OPT)

### Materials

Scotch Brite S.S.  
Mirrored S.S.  
Sheet metal - RAL powder coating

### Lights

Warm white LED

## COP (on car)



### Materials

Scotch Brite S.S.  
Mirrored S.S.  
Sheet metal  
RAL powder coating

### Buttons

Matte finish in stainless steel colour  
Blue light

### Lighting

Side LED strips

Elegant and essential, it encloses all car controls, the display and the emergency communicator.

## Handrail (OPT)



### Materials

Aluminium

### Finishes

Natural anodised (cod. CR.03)  
stainless steel effect (cod. CR.04)

## LOP

(on floor with Slim door)



### Materials

Aluminium

### Finishes

Natural anodised

### Buttons

Matte finish in stainless steel colour  
Blue light

## Display on car (OPT)



### Display type

TFT 7" - colours  
Frameless design



### Display type

LCD 5,6" - 3 colours  
Stainless steel frame

## Display on floor (OPT)



### Display type


LCD 2,8" - 1 colour  
Stainless steel frame

It can be placed on door transom and platform operation panel.


# InDomo® finish samples

## Platform wall


### HPL Laminate - Rock Effect



### HPL Laminate - Metal Effect



### HPL Laminate - Plaster Effect



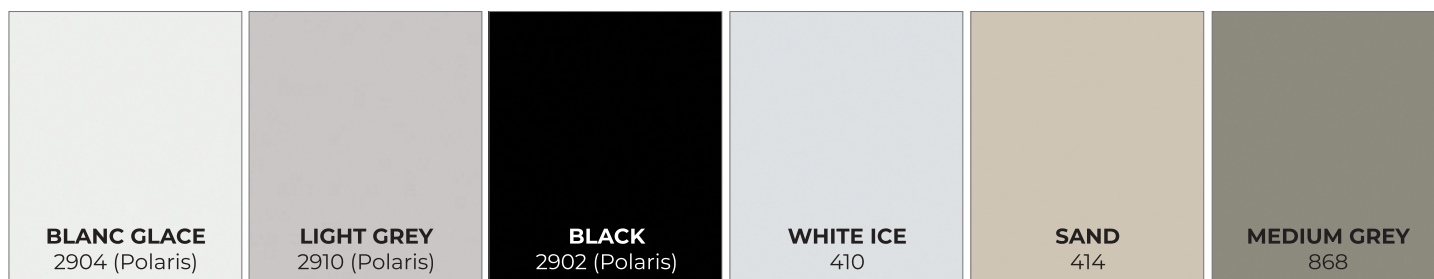
### HPL Laminate - Fabric Effect



### HPL Laminate - Wood Effect

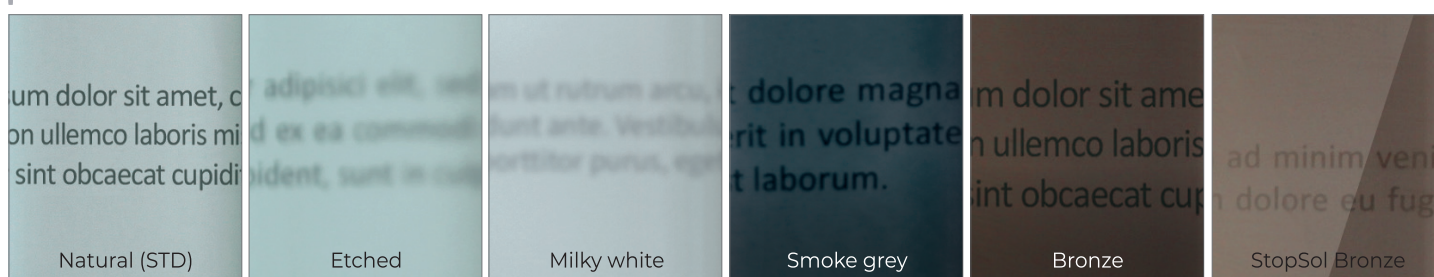


### HPL Laminate - Monochrome finish



## Structure, Doors and Car Walls (max. 2 walls)

### Glass




# InDomo®

## finish samples


### Car walls, Profiles and "Telescopic" doors

#### Stainless steel




### Car floor

#### PVC - Eternal Collection



#### Vinyl Carpet - Ntgrate



### Structure, Car walls, Profiles and doors

#### Powder coating - Wrinkled finish



#### Powder coating - Smooth finish



InDomo®

BRECOM 1115 EN - rev.1.0 - In Domo Catalogue (B2C)



**AMATA**  
Home Lift

1448/6 Crystal Design Center -  
Room K1-201 Praditmanutham  
Klongchan Bangkok - Bangkok 10240  
Tel. : 096-936-2553, 081-683-6622  
Email: [marketing@amatalift.com](mailto:marketing@amatalift.com)

The manufacturer reserves the right to modify the data contained in this catalogue without prior notice.

MADE IN ITALY

